



WEST VALLEY REGIONAL FIRE TRAINING CONSORTIUM



TRUCK COMPANY

STANDARD TRAINING EVOLUTION

EVOLUTION DESCRIPTION

104

ROPES AND KNOTS

EQUIPMENT PERFORMANCE STANDARD

Rope Segments
Webbing
Prusik Cord
Suitable Anchor(s)
Stopwatch

INDIVIDUAL EVOLUTION

0:00

PROCEDURE

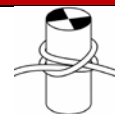
EACH CREW MEMBER WILL PERFORM THE FOLLOWING EVOLUTION ACCORDING TO THE STANDARD:

- TIME STARTS**
1. INDIVIDUAL TOUCHES FIRST ROPE SEGMENT
 2. DEMONSTRATE THE ABILITY TO ASSEMBLE THE FOLLOWING:
 - CLOVE HITCH (AROUND AN OBJECT)
 - BOWLINE
 - FIGURE 8
 - FIGURE 8 ON A BIGHT
 - FIGURE 8 FOLLOW-THROUGH (AROUND AN OBJECT)
 - DIRECTIONAL FIGURE 8
 - OVERHAND BEND (WATER KNOT) – USING WEBBING
 - ATTACH A 3-WRAP PRUSIK

TIME STOPS ALL KNOTS ARE CORRECTLY TIED

DIAGRAM

CLOVE HITCH



BOWLINE



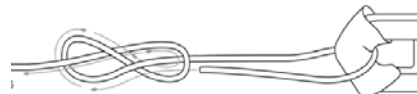
FIGURE 8



FIGURE 8 ON A BIGHT



FIGURE 8 FOLLOW-THROUGH



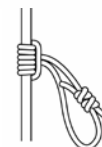
DIRECTIONAL FIGURE 8



OVERHAND BEND (WATER KNOT)



3 – WRAP PRUSIK



REFERENCE